

First steps towards a European design and construction code for research reactors



C.Pascal - B.Drubay

AREVA TA - CEA SEMT/LISN& AFCEN chairman of
RCC-MRx Sub commission

IGORR 13 Knoxville, september 2010

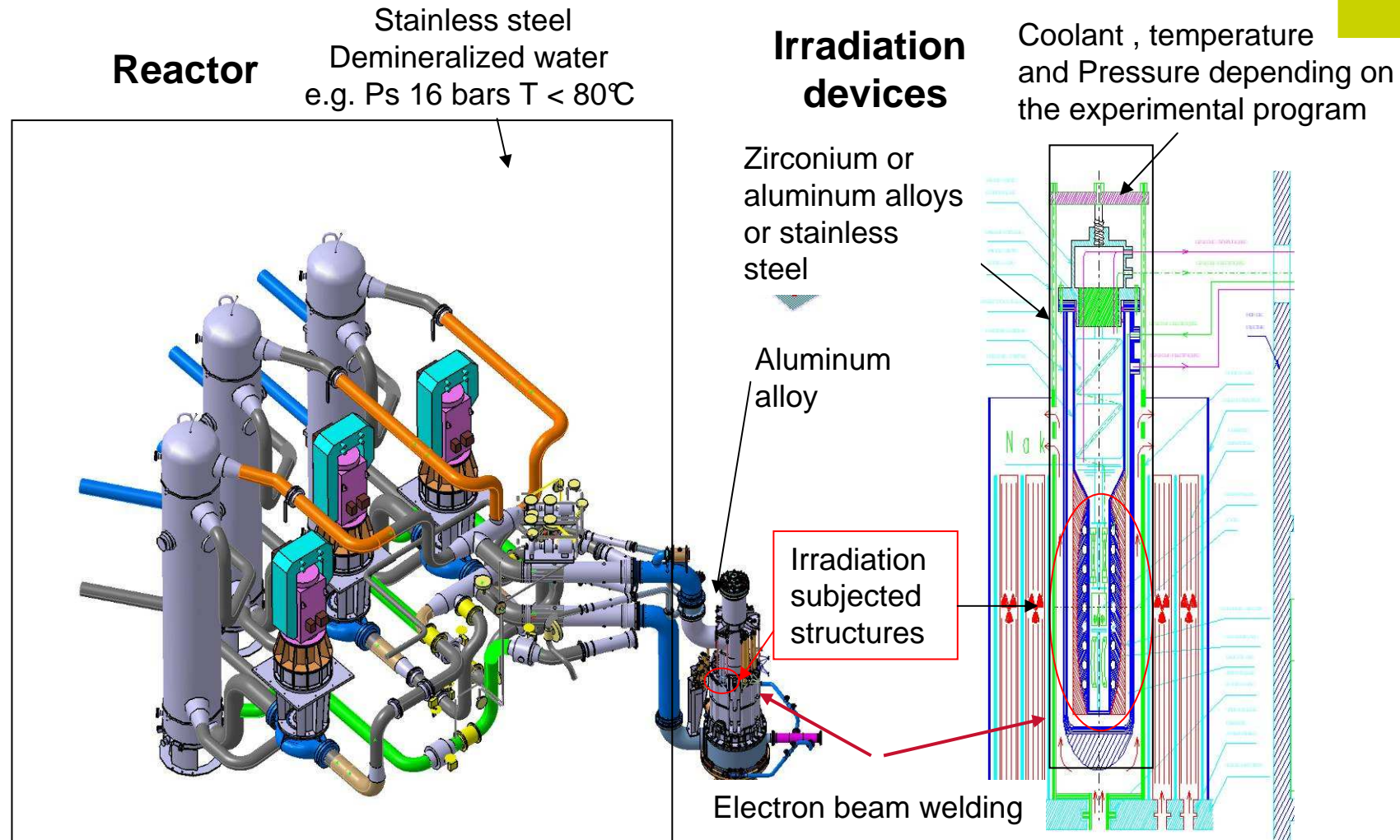


Overview of the presentation



- ▶ **Need for a nuclear design and construction code for research reactors**
- ▶ **Overview of the RCC-MX**
 - ◆ **Design, Material specification, Examination and testing methods, Welding, Fabrication**
- ▶ **Use for projects**
- ▶ **Future of the code**
- ▶ **Conclusion**

Need for research reactors



No existing, appropriate, design and construction code meeting all these requirements



RCC-MX



- ▶ **To address these issues, CEA and 2 AREVA entities (AREVA TA and AREVA NP) launched, in 1998, the preparation of a new design and construction code called RCC-MX**
- ▶ **Requirements:**
 - ◆ **Reference for technical and contractual relationship for the entire project**
 - ◆ **Scope: research reactor components and associated irradiation devices (metallic structures)**
 - ◆ **Covers ambient conditions during operation: irradiation, high temperature (creeping)**
 - ◆ **Covers all materials used in the research reactor field including aluminium and zirconium alloys**
 - ◆ **Compliance with regulations in the fields of quality for nuclear safety, pressure equipment directive (PED)**
 - ◆ **Integrates best industrial practices and use of industrial standards**
 - ◆ **Use of COTS (off-the shelf Components)**
 - ◆ **Includes lessons learned from several decades of research reactor design, construction, operation, and decommissioning**
 - ◆ **Applicable for new research reactor projects (JHR) and new components or replacement of components**

RCC-MX Structure



Section I (XDG)

General provisions

- Documentation
- Entrance keys Applicable set of rules
- Equipment specification
- Management system
- List of applicable standards

Section III(XEC)

Additional requirements For class 3_{MX} components

- application of standard EN 13445
- application of standard EN 13480

Special requirement (2008)

- French regulation ESP/ESPN

Section II

TOME 1 DESIGN

Volume A (XA) : general provisions and entrance keys
Volume B (XB): Class 1_{MX} components and supports
Volume C (XC): Class 2_{MX} components and supports
Volume D (XD): Class 3_{MX} components and supports
Volume K (XK): control or handling mechanisms
Volume L (XL): Irradiation device equipment
Volume Z (X): Appendixes Properties of materials, X, ...
Chapters 1000- 2000- 3000- 4000- 5000

TOME 2 (XM):
Material procurement
specifications

TOME 3 (XMC) :
Testing and examination
methods

Tome 4
Welding

TOME 5 (XF):
FABRICATION

RCC-MX Key features



- ▶ **The scope of application of the RCC-MX design and construction rules is limited to metallic mechanical components:**
 - ◆ Considered to be important in terms of nuclear safety and/or operability,
 - ◆ Ensuring containment, partitioning, guiding, securing and supporting,
 - ◆ Containing fluids such as pressure vessels, pumps, valves, pipes, bellows, box-type structures, heat exchangers and their supports.

Key Code Design Features

- ▶ **Same philosophy as the RCC codes family**
- ▶ **3 RCC-MX classes:**
 - ◆ **3 design and construction classes Class 1MX, Class 2MX , Class 3MX corresponding to a decreasing assurance of the safety level:**
 - regard to different mechanical damages they may be subjected
 - due to various loads in different specified conditions.
- ▶ **Irradiation devices with :**
 - ◆ Possibility of using COTS (component off the shelve)
- ▶ **4 conditions are considered:**
 - ◆ 3 levels of design criteria are considered: A, C, D
- ▶ **Formalize the best practices**

RCC-MX Tome 1 design rules



Tome 1 includes:

- ▶ **General Rules for analysis**
- ▶ **Specific design rules for vessels, supports, pumps, valves, piping, bellows, box structures, heat exchangers**
- ▶ **Technical annexes**
 - ◆ **X1 Guide for seismic analysis**
 - ◆ **X2 Design of bolted assemblies**
 - ◆ **X3 Characteristics of materials**
 - ◆ **X4 Design rules for mechanical connectors**
 - ◆ **X5 welded joint factors**
 - ◆ **X6 Shells under external pressure**
 - ◆ **X7 Design rules for dished heads**
 - ◆ **X8 Rules for linear type supports**

RCC-MX (X3 appendix) :



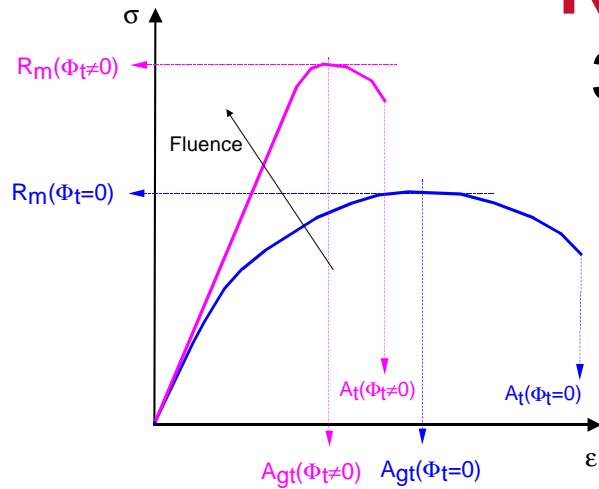
	Ref.	Material	Creep data	Irradiation data
1	X3.10NAS	Carbon steels type P235GH		
2	X3.11NAS	Carbon steels type P265GH		
3	X3.12NAS	Carbon steels type P295GH		
4	X3.11AS	Low-alloyed steel type 25CrMo4, 42CrMo4, 30CrNiMo8		
5	X3.13AS	Low-alloyed steel type 16MND5		
6	X3.1S	Austenitic stainless steel X2CrNiMo17-12-2(N) solution annealed (316 LN)	X	X
7	X3.3S	Austenitic stainless steel X2CrNiMo17-12-2 solution annealed (316 L)	X	X
8	X3.4S	Austenitic stainless steel X2CrNi18-9 ou X2CrNi19-11 solution annealed	X	
9	X3.7S	Austenitic stainless steel X2CrNiMo17-12-2 work hardened (about 20%)	X	X
10	X3.8S	Martensitic stainless steel X4CrNiMo16-05-01 quenched tempered	X	
11	X3.10S	Austenitic stainless steel X6NiCrTiMoVB25-15-2 secondary hardened	X	
12	X3.1A	Aluminum alloy 5754-O (AG3 NET)	X	X
13	X3.2A	Aluminum alloy 6061-T6	X	X
14	X3.1Z	Zirconium alloy ASTM R60802 recrystallized (Zircaloy 2)	X	X
15	X3.2Z	Zirconium alloy ASTM R60804 recrystallized (Zircaloy 4)	X	X

Consistence: Product acceptance / values for analysis

First step towards an European design and construction code for research reactors
IGOR TRTR Knoxville, sept. 2010 – Claude Pascal, AREVA TA



RCC-MX design (XB / XC / XL 3000): stress analysis rules



Under significant irradiation decrease of ductility A_t

Limiting curves:

maximal irradiation
significant irradiation

N1&N2 Mx	Negligible Creep	Significant creep
Negligible irradiation	Classical rules (type P damage, type S damage) + notch effect (Fracture mechanics) buckling	type P damage: S_m including correction for thermal ageing S_r, S_t : tabulated values = $f(\theta, t)$ type S damage: deformation criteria, fatigue criteria
Significant irradiation	New rules : extended (type P damage, type S damage) + notch effect (Fracture mechanics) P+Q et P+Q+F	rules (type P damage, type S damage) New rules (limited domain: material, temperature range)

RCC-MX tome 2 : Material specifications



► Possible routes for material procurement:

◆ Compliance with section II requirements XB, XC, XD, XL 2000 referring to:

- Reference Procurement Specification from tome 2 including lessons learned from past procurement and/or qualification of parts
- Use of standards defined in tome 2 : Acceptable standards and grades in EN or ASME standards :
 - Option selection, additional requirements
 - Additional tests

◆ Alternative for class 3_{MX}: EN standards 13445 (Vessels) and 13480 (pipes)

◆ For class 3_{MX} :

- possibility of procurement without specific checking
- Possibility to use standards for finished product,

► Special provisions for procurement of small quantities of products

RCC-MX tome 2 : Material specifications

► General provisions:

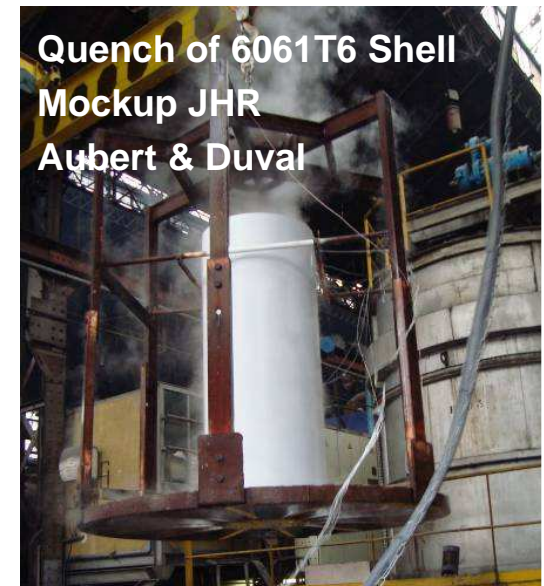
- ◆ Mechanical characteristics
- ◆ Technical qualification of parts
- ◆ Introduction of a new grade or a new fabrication mode
- ◆ Supplier qualification for an alloy or steel used in the creep domain
- ◆ Heat treatment

► Procurement on the basis of standards:

- ◆ Standards and grades applicable for different type of products:
 - casting, forging, plates, pipes & tubes, rolled bars and flats, bolts,
 - studs and threaded parts
- ◆ Chemical analysis of melts and heat treatment
- ◆ Manufacturing program
- ◆ Additional tests

► Reference procurement specifications (49):

- ◆ Covering different types of products:
 - casting, forging, plates, pipes & tubes, rolled bars and flats, screws,
 - studs and threaded parts,
- ◆ 9 for unallied steels,
- ◆ 5 for low-allied steels,
- ◆ 23 for stainless steels
- ◆ 9 for aluminum alloys
- ◆ 4 for zirconium alloys
- ◆ Reference procurement specification is confirmed by a qualification process and a technical manufacturing program




RCC-MX tome 3: Test and examination methods



Tome 3 includes:


- ▶ **Mechanical, Physical and chemical test**
- ▶ **Ultrasonic examination (Castings, Forged parts, Plates, Tubes, Welded joints)**
- ▶ **Radiographic examination**
- ▶ **Liquid penetrant examination**
- ▶ **Magnetic particle examination**
- ▶ **Eddy current examination of tubular products**
- ▶ **Others examination methods**
 - ◆ **Visual examination**
 - ◆ **Determination of surface conditions**
 - ◆ **Leak detection methods**
- ▶ **Qualification and certification of NDT personnel**



RCC-MX Tome 4: Welding

Tome 4 includes:

- ▶ Acceptance of filler materials
- ▶ welding procedure qualification:
 - ◆ Arc welding of Steels and Nickel alloys, Aluminum alloys, Zirconium alloys
 - ◆ Weld repair
 - ◆ Heterogeneous welding joints
 - ◆ Welding of tubes on exchanger plates
 - ◆ Socket weld of pipes
 - ◆ Electron beam welding,
 - ◆ Laser Beam welding,
 - ◆ Diffusion welding
 - ◆ Friction welding
 - ◆ Seal lip weld
 - ◆ Fillet welds not having a mechanical strength function
 - ◆ Cladding
 - ◆ Homogeneous filling.
- ▶ Qualification of filler materials
- ▶ Technical qualification of production workshops
- ▶ Production welds
 - ◆ In particular special provisions for the aluminum alloy welding and zirconium alloy welding



RCC-MX Tome 5: Fabrication




Tome 5 includes:

- ▶ **Marking procedure**
- ▶ **Cutting – repair without welding**
- ▶ **Forming and tolerances**

(including special provisions for aluminum and zirconium alloys)

- ▶ **Surface treatments**
- ▶ **Rules for cleanliness**
- ▶ **Bolted assemblies & brazed assemblies**
- ▶ **Heat treatments**



use of the RCC-MX for Projects



JHR:

- ▶ The RCC-MX is the Reference for technical and contractual relationship for the entire JHR project:
 - ◆ The code was selected in the contract between the holder (CEA) and the prime contractor,
 - ◆ The code is being used for the design and procurement of reactor components, components of reactor auxiliaries and irradiation devices,
 - ◆ The code has been examined by the IRSN (TSO of the French nuclear safety authority) and the subsequent updates are completed

OSIRIS:

- ▶ manufacturing of an ISABELLE 4 irradiation device

ORPHEE:

- ▶ Manufacturing of the in-pile assemblies of the cold neutron sources

 **The lessons learned from design and manufacturing are being integrated by means of the improvement process of the code**

Future of the code



▶ Key issues:

◆ Maintain the code up-to-date:

- Industrial practices
- Evolution of the standards and regulations
- integrate within the code, the lessons learned from use (technical, cost, ...)

◆ Complete the characteristics of irradiated materials (appendix X3):

- dedicated Irradiation programs
- post-mortem characterization of irradiated components

▶ *Important cost for the French research reactor community*

▶ Relevance of the code driven by:

- Structure design and construction
- Material
- Ambient conditions during operation (temperature, irradiation,...)
- loadings

▶ *It is possible to enlarge the scope of the code for new reactors facing the same issues*

Future of the code



► Approach:

◆ Integration within the Afcen framework, French Society for Design and Construction Rules for Nuclear Island Components

- Group together CEA RCC-MX (Research, test and experimental reactors) with Afcen RCC-MR (Sodium Fast Reactors, High Temperature Reactors and Fusion Reactors).
- **RCC-MRx = Afcen code resulting from the merging of RCC-MX in RCC-MR:**
 - Private drafts RCC-MRx 2009 and 2010 (french and english version),
 - Public RCC-MRx edition to be published by Afcen by the end of 2011 or 2012.

◆ First steps towards a European design and construction code:

RCC-MRx is being proposed as a basis for the development of a European / international design and construction code for mechanical components in :

- Research Reactors (RR)
- Sodium Fast Reactors (SFR), High Temperature Reactors (HTR) and
- Fusion Reactors (FR – ITER)

Two international collaborations are starting:

- in the frame of the FP7 ESNII Task Force for pre-normative R&D for mechanical components of GEN IV reactors such as Sodium Fast Reactors (SFR), High Temperature Reactors (HTR) and Fusion Reactors (FR – ITER)
- Under the CEN umbrella, a workshop of different institutes and industrials is starting aiming to adapt the code for innovative reactors (MYRRHA, ASTRID, ALLEGRO) by means of CWA (CEN workshop agreement)

Conclusion



- ▶ **The added values of RCC-MX and RCC-MRX are:**
 - ◆ **To collect and formalize the knowledge for design and construction of research reactors and fast breeders**
 - ◆ **Consistency with the PED and ESPN regulations**
 - ◆ **To propose**
 - **specific materials (aluminium alloys, Zirconium alloys, ...) specific of research reactors**
 - **Modern welding processes (Electro Beam, ...; ,)**
 - ◆ **To take into account:**
 - **thermal creep : High temperature , Other material such as aluminium alloys at medium temperature**
 - **irradiation inducing an evolution of the properties of materials (stainless steel, aluminum or zirconium alloys) and irradiation creep**
 - **up to date European standards such as “harmonised standards”.**
 - ◆ **Required provisions for use of components from catalogue**
 - ◆ **Living code integrating the lessons learned from past and ongoing project**

- ▶ **The RCC-MRx is proposed as basis for international collaborations**